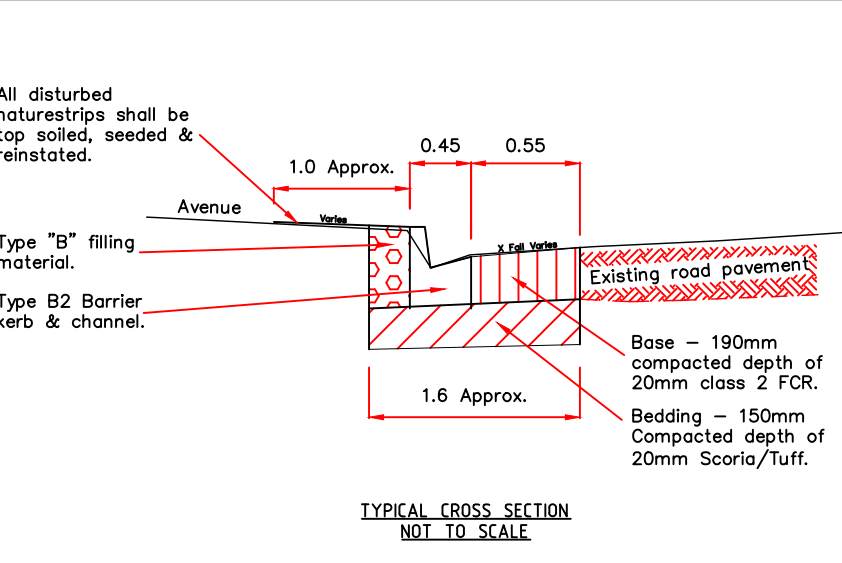


- NOTES**
1. PAVEMENT MATERIAL TO BE 100 MM COMPACTED DEPTH OF GRAVEL OF APPROVED QUALITY.
  2. FINISHED LEVELS OF FOOTPATH TO MATCH ALL CONCRETE DRIVE WAYS TELSTRA PITS, SIDE ENTRY PITS, EXISTING FOOT PATHS AND PRAM CROSSINGS.
  3. FOOTPATH WIDTH TO BE 1.8 M.
  4. ALL DISTURBED NATURE STRIPS TO BE TOP SOILED, REINSTATED AND SEEDED.
  5. LOCATE AND PROVE ALL SERVICES PRIOR TO COMMENCEMENT OF WORKS.



PUBLIC UTILITIES CHECK	Initial	Date	AMENDMENTS	Date	Approved
U/G Power Cable					
U/G Telecom Cable					
Gas Main Proving					
Water Main Proving					
Gas Main High Pressure					
Fire Services					
Sewer Mains					

Date: / /  
Assets Planning Manager

Date: / /  
Director Works & Services



**CORANGAMITE SHIRE COUNCIL**

DERRINALLUM STREETScape  
GRAVEL FOOTPATH AND CONCRETE INSTALLATION DESIGN  
ALIGNMENT DETAIL

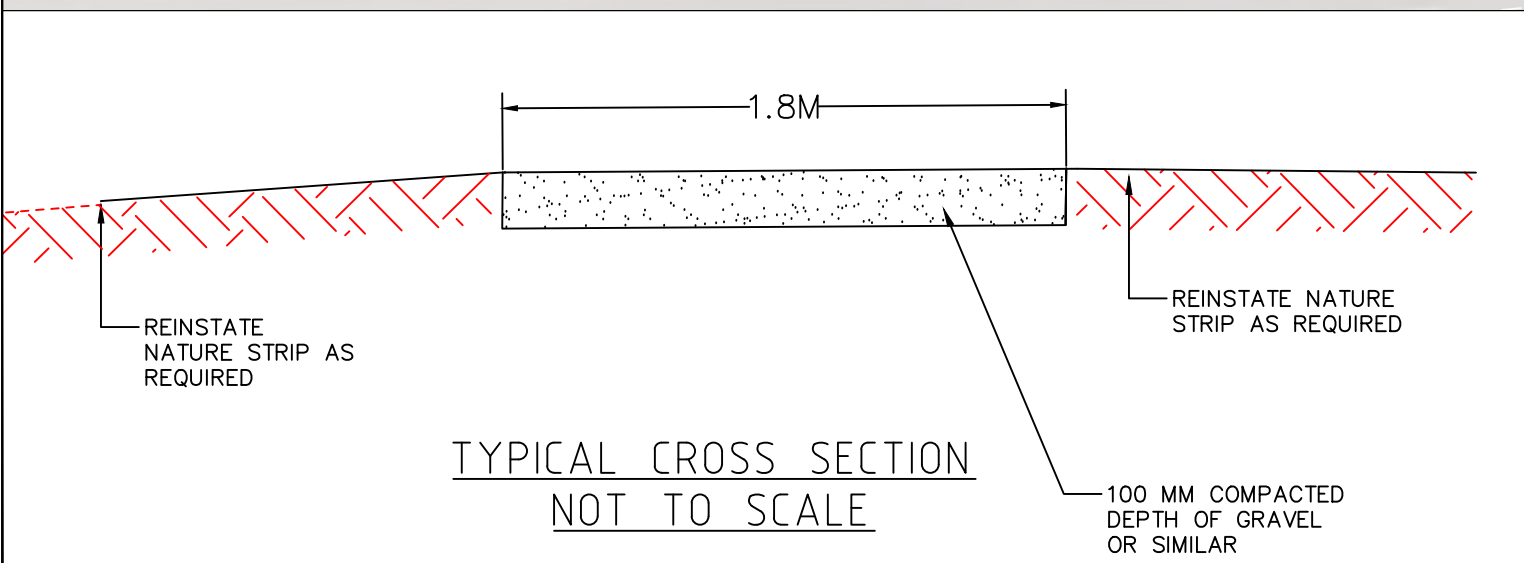
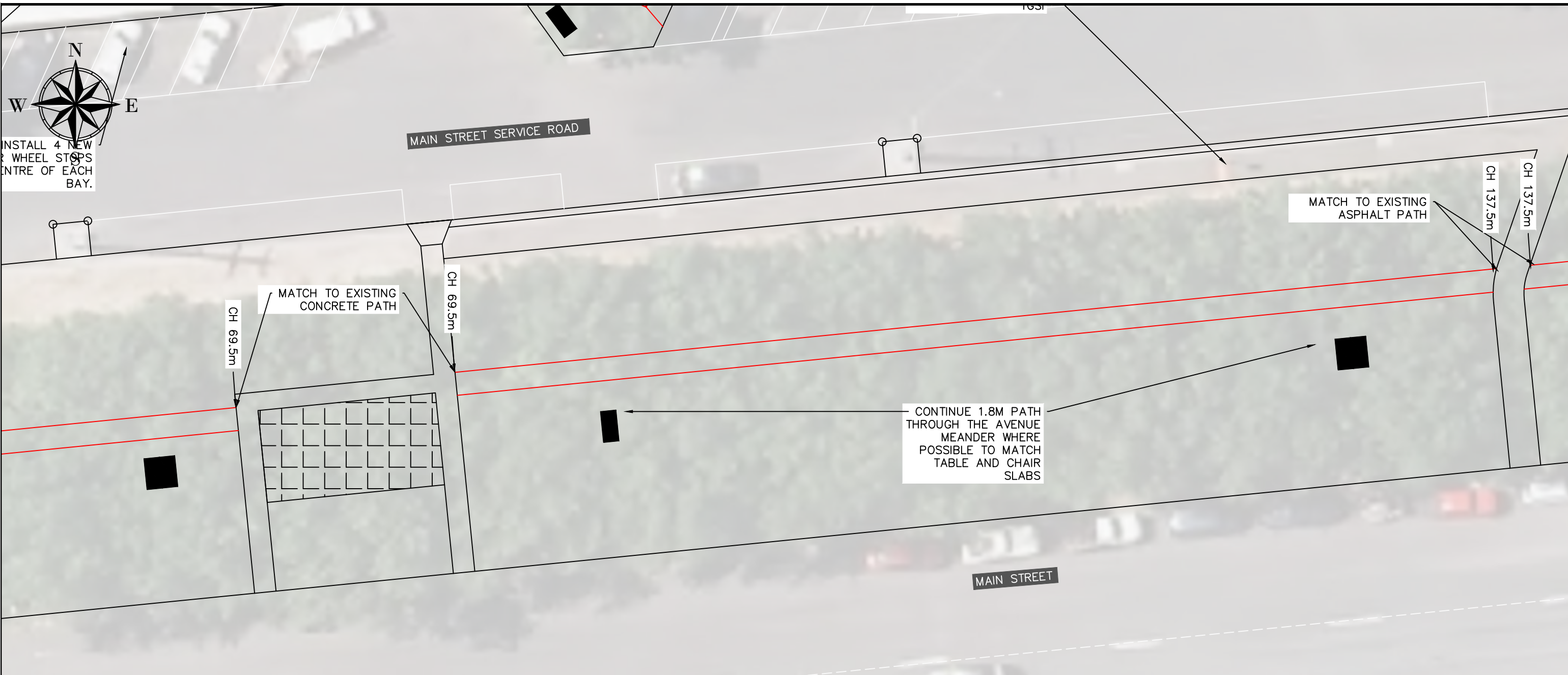
Survey BH  
Design BH  
File xxxx  
Scale 1:250  
Checked Date 21/04/2020

Level Datum ARBITRARY

A3

Est. Bk. No.

PLAN NUMBER  
**XXXX**  
Sheet 1 of 7



**NOTES**

1. PAVEMENT MATERIAL TO BE 100 MM COMPACTED DEPTH OF GRAVEL OF APPROVED QUALITY.
2. FINISHED LEVELS OF FOOTPATH TO MATCH ALL CONCRETE DRIVE WAYS TELSTRA PITS, SIDE ENTRY PITS, EXISTING FOOT PATHS AND PRAM CROSSINGS.
3. FOOTPATH WIDTH TO BE 1.8 M.
4. ALL DISTURBED NATURE STRIPS TO BE TOP SOILED, REINSTATED AND SEEDED.
5. LOCATE AND PROVE ALL SERVICES PRIOR TO COMMENCEMENT OF WORKS.

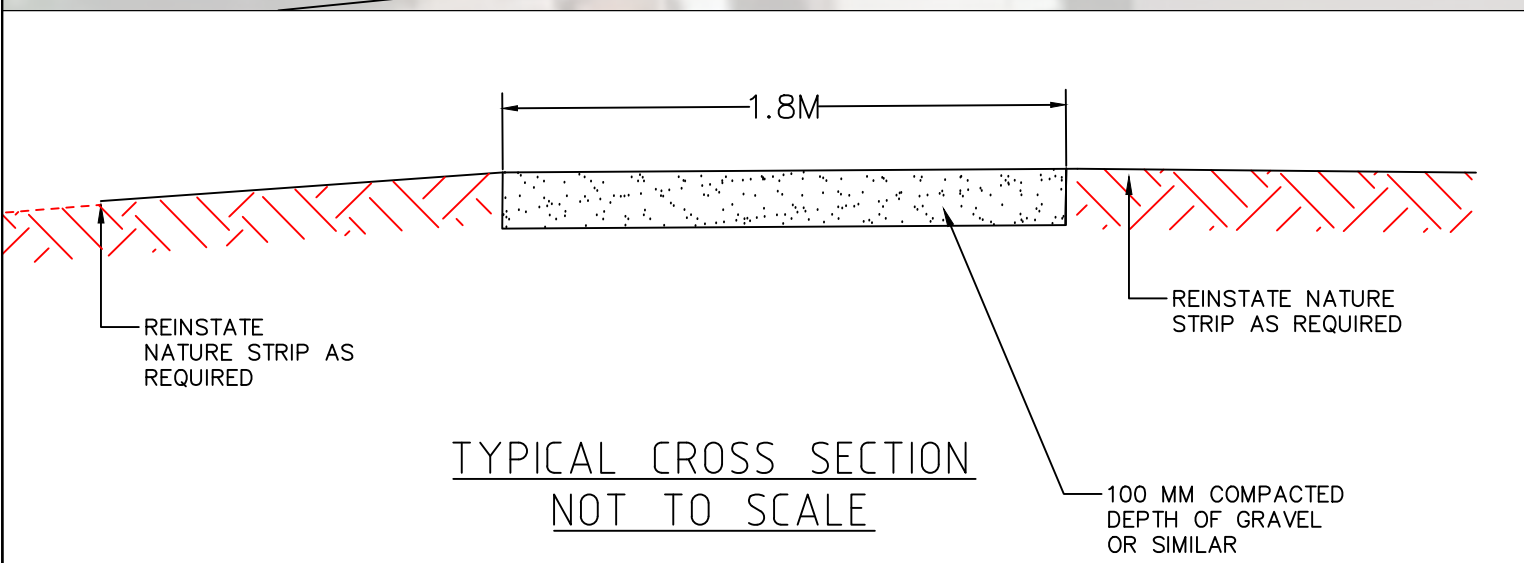
PUBLIC UTILITIES CHECK	Initial	Date	AMENDMENTS	Date	Approved
U/G Power Cable					
U/G Telecom Cable					
Gas Main Proving					
Water Main Proving					
Gas Main High Pressure					
Fire Services					
Sewer Mains					

Date: / /  
Assets Planning Manager

Date: / /  
Director Works & Services



CORANGAMITE SHIRE COUNCIL			
DERRINALLUM STREETScape		PLAN NUMBER	
GRAVEL FOOTPATH AND CONCRETE INSTALLATION DESIGN		XXXX	
ALIGNMENT DETAIL		Sheet 2 of 7	
Survey	BH	Level Datum	ARBITRARY
Design	BH		A3
File	xxxx	Est. Bk. No.	
Scale	1:250		
Checked	Date 21/04/2020		



**NOTES**

1. PAVEMENT MATERIAL TO BE 100 MM COMPACTED DEPTH OF GRAVEL OF APPROVED QUALITY.
2. FINISHED LEVELS OF FOOTPATH TO MATCH ALL CONCRETE DRIVE WAYS TELSTRA PITS, SIDE ENTRY PITS, EXISTING FOOT PATHS AND PRAM CROSSINGS.
3. FOOTPATH WIDTH TO BE 1.8 M.
4. ALL DISTURBED NATURE STRIPS TO BE TOP SOILED, REINSTATED AND SEEDDED.
5. LOCATE AND PROVE ALL SERVICES PRIOR TO COMMENCEMENT OF WORKS.

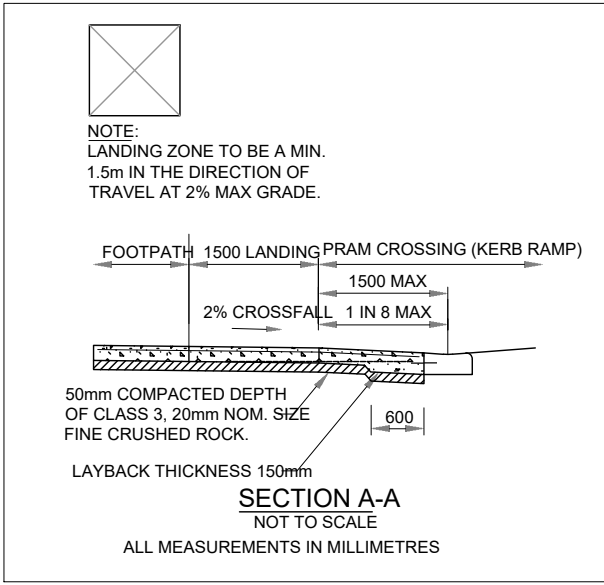
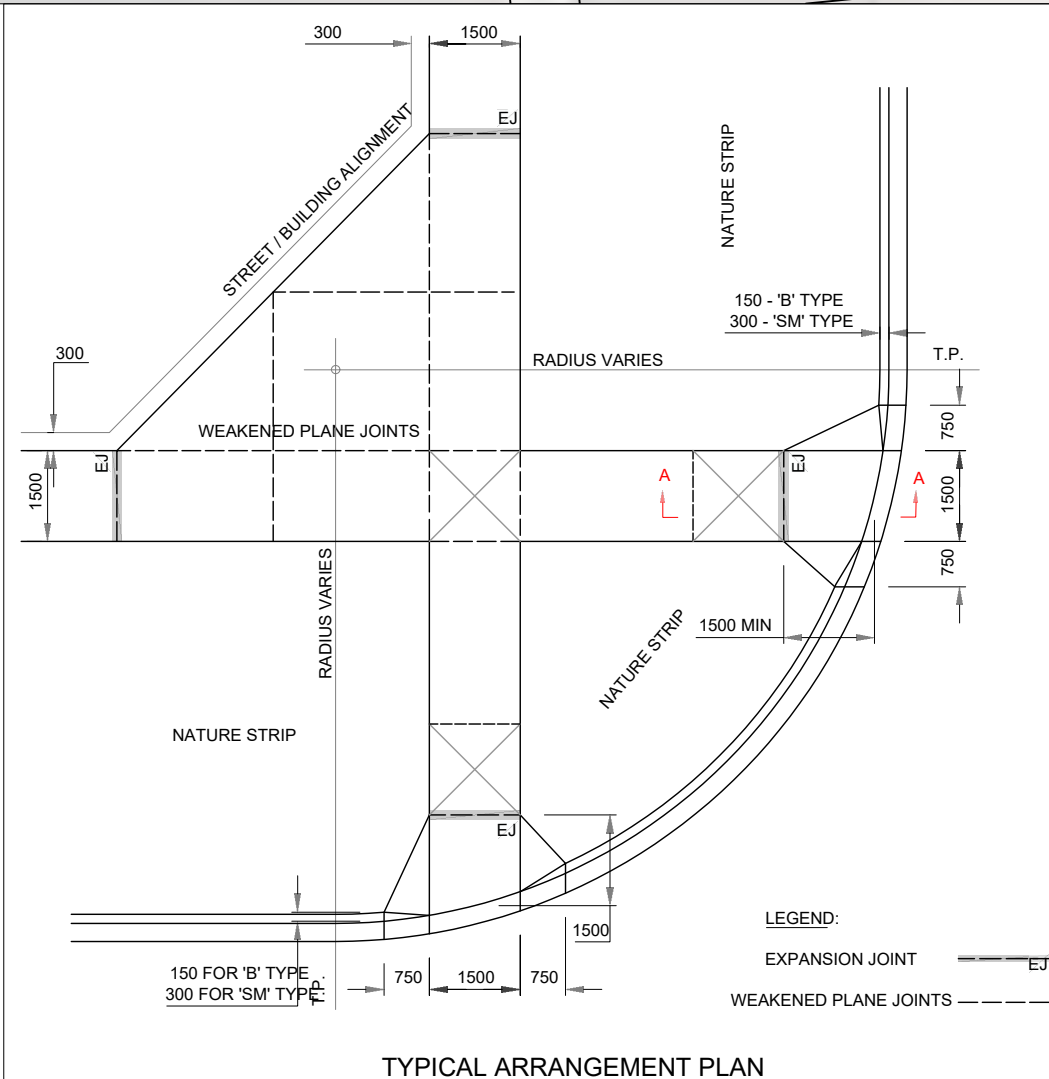
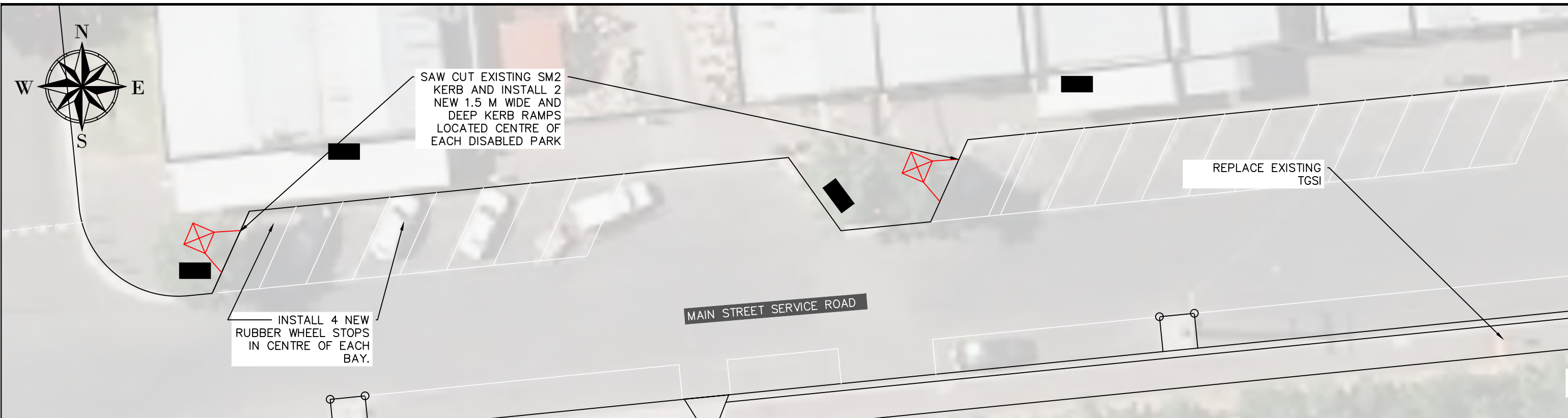
PUBLIC UTILITIES CHECK	Initial	Date	AMENDMENTS	Date	Approved
U/G Power Cable					
U/G Telecom Cable					
Gas Main Proving					
Water Main Proving					
Gas Main High Pressure					
Fire Services					
Sewer Mains					

Date: / /  
Assets Planning Manager

Date: / /  
Director Works & Services



<b>CORANGAMITE SHIRE COUNCIL</b>			
DERRINALLUM STREETScape GRAVEL FOOTPATH AND CONCRETE INSTALLATION DESIGN ALIGNMENT DETAIL			PLAN NUMBER <b>XXXX</b>
Survey BH	Design BH	File xxxx	Sheet 3 of 7
Scale 1:250	Checked	Date 21/04/2020	
Level Datum	ARBITRARY	A3	Est. Bk. No.



- NOTES:**
1. LOCATION OF CROSSINGS TO BE CASE BY CASE & TO BE APPROVED BY COUNCIL.
  2. CROSSING GENERALLY TO BE LOCATED AT TANGENT POINTS.
  3. CONCRETE TO BE SMOOTH TROWELLED FINISH ON TRAY.
  4. CONCRETE TO BE FINE SOFT HAIR BROOM FINISH ON LAYBACK.
  5. MINIMUM CONCRETE STRENGTH TO BE 25 MPA.
  6. BEDDING TO BE COMPACTED CLASS 3 (OR BETTER) F.C.R. SUPPLIED BY THE CONTRACTOR UNLESS OTHERWISE DIRECTED
  7. IF SPLAY IS NOT REQUIRED FOOTPATH IS TO CONTINUE THROUGH TO LAYBACKS.
  8. TGI'S (TILES), WHERE REQUIRED, ARE TO BE TO BE INSTALLED TO AS1428.4
  9. WHERE ANY NEW CONCRETE ABUTS EXISTING CONCRETE INSTALL R16Ø DOWELS IN 125mm THICK CONCRETE OR R10Ø DOWELS IN 75mm THICK CONCRETE DOWELS @ MAX 600 CTS
  10. REFER SD 205, SD270 FOR FURTHER FOOTPATH DETAILS

TYPICAL ARRANGEMENT PLAN

PUBLIC UTILITIES CHECK	Initial	Date	AMENDMENTS	Date	Approved
U/G Power Cable					
U/G Telecom Cable					
Gas Main Proving					
Water Main Proving					
Gas Main High Pressure					
Fire Services					
Sewer Mains					

Date: / /  
Assets Planning Manager

Date: / /  
Director Works & Services

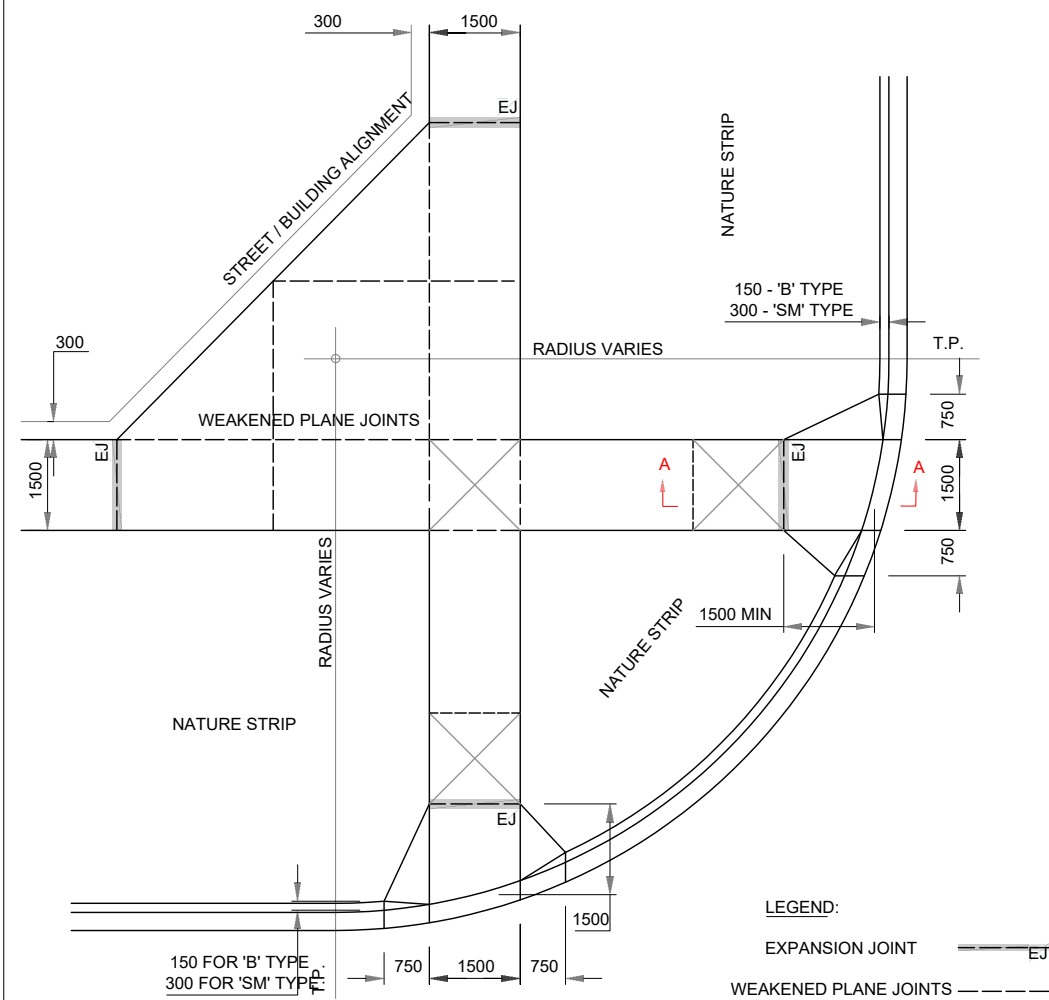


<b>CORANGAMITE SHIRE COUNCIL</b>			
DERRINALLUM STREETScape GRAVEL FOOTPATH AND CONCRETE INSTALLATION DESIGN DISABILITY ACCESS RAMPS			PLAN NUMBER <b>XXXX</b>
Survey BH	Design BH	File xxxx	Sheet 4 of 7
Scale 1:250	Checked	Date 21/04/2020	
Level Datum	ARBITRARY	A3	Est. Bk. No.

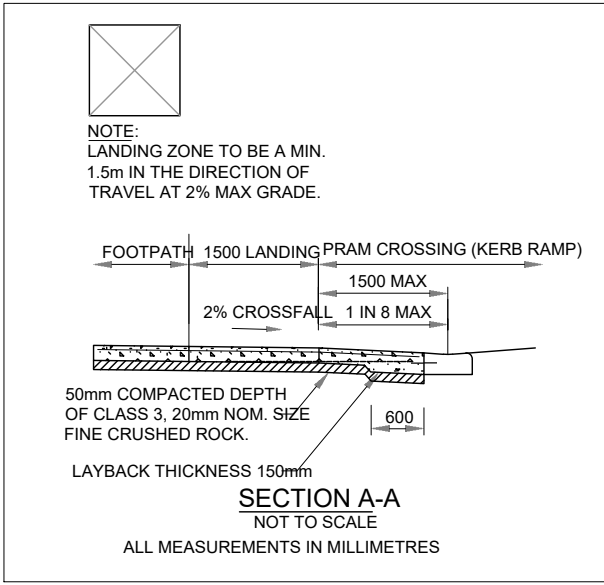


REMOVE EXISTING CONCRETE SLAB SURROUNDING TELSTRA SERVICE PIT AND CONSTRUCT NEW CONCRETE WITH SUITABLE LEVELS TO REDUCE TRIP HAZARD

MAIN STREET SERVICE ROAD



TYPICAL ARRANGEMENT PLAN



- NOTES:**
1. LOCATION OF CROSSINGS TO BE CASE BY CASE & TO BE APPROVED BY COUNCIL.
  2. CROSSING GENERALLY TO BE LOCATED AT TANGENT POINTS.
  3. CONCRETE TO BE SMOOTH TROWELLED FINISH ON TRAY.
  4. CONCRETE TO BE FINE SOFT HAIR BROOM FINISH ON LAYBACK.
  5. MINIMUM CONCRETE STRENGTH TO BE 25 MPA.
  6. BEDDING TO BE COMPACTED CLASS 3 (OR BETTER) F.C.R. SUPPLIED BY THE CONTRACTOR UNLESS OTHERWISE DIRECTED
  7. IF SPLAY IS NOT REQUIRED FOOTPATH IS TO CONTINUE THROUGH TO LAYBACKS.
  8. TGI'S (TILES), WHERE REQUIRED, ARE TO BE TO BE INSTALLED TO AS1428.4
  9. WHERE ANY NEW CONCRETE ABUTS EXISTING CONCRETE INSTALL R16Ø DOWELS IN 125mm THICK CONCRETE OR R10Ø DOWELS IN 75mm THICK CONCRETE DOWELS @ MAX 600 CTS
  10. REFER SD 205, SD270 FOR FURTHER FOOTPATH DETAILS

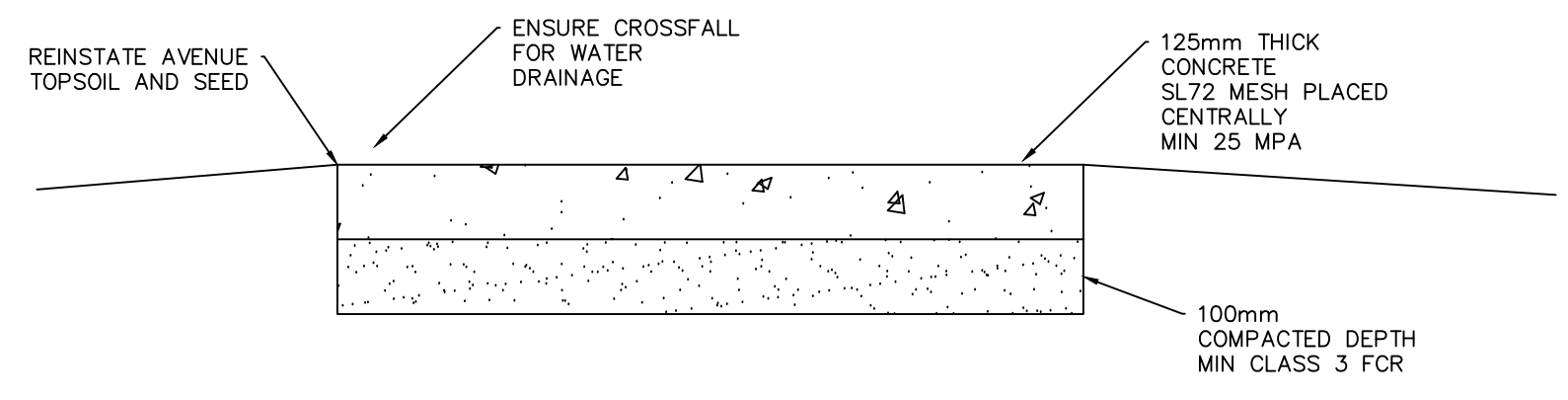
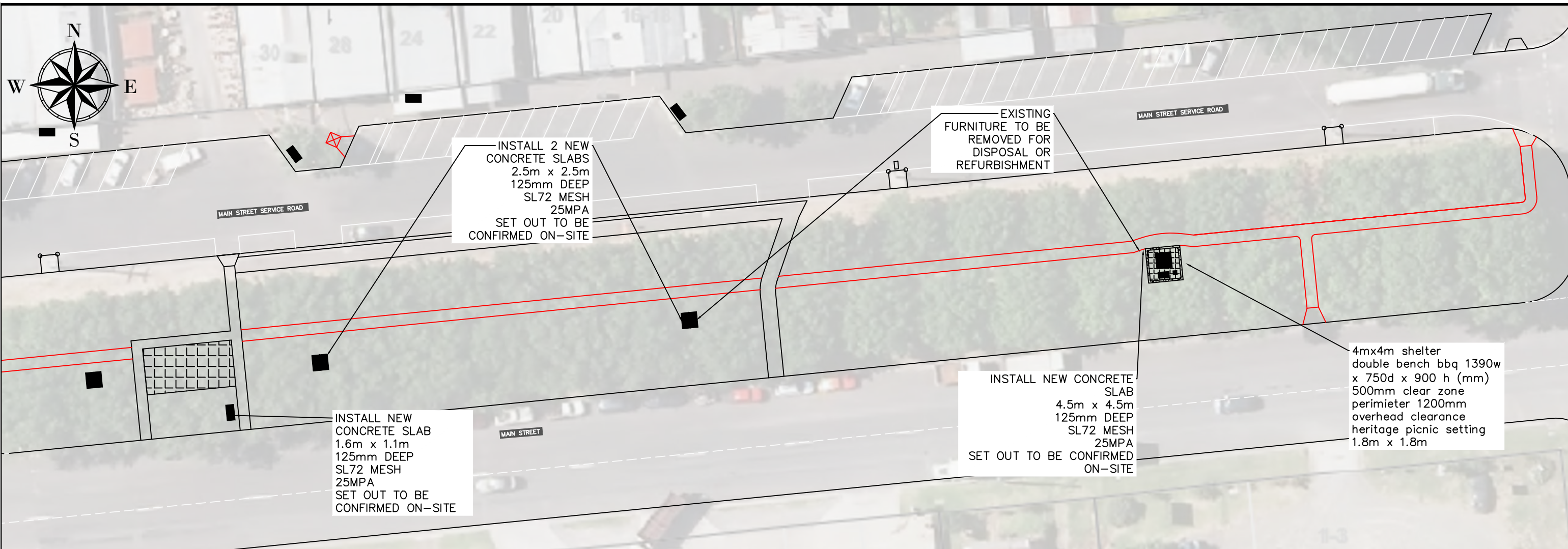
PUBLIC UTILITIES CHECK	Initial	Date	AMENDMENTS	Date	Approved
U/G Power Cable					
U/G Telecom Cable					
Gas Main Proving					
Water Main Proving					
Gas Main High Pressure					
Fire Services					
Sewer Mains					

Date: / /  
 Assets Planning Manager

Date: / /  
 Director Works & Services



<b>CORANGAMITE SHIRE COUNCIL</b>			
DERRINALLUM STREETScape GRAVEL FOOTPATH AND CONCRETE INSTALLATION DESIGN TRIP HAZARD REMOVAL			PLAN NUMBER <b>XXXX</b>
Survey BH	Design BH	File xxxx	Sheet 5 of 7
Scale 1:250	Checked	Date 21/04/2020	
Level Datum	ARBITRARY	A3	Est. Bk. No.



TYPICAL SLAB CROSS SECTION

PUBLIC UTILITIES CHECK	Initial	Date	AMENDMENTS	Date	Approved
U/G Power Cable					
U/G Telecom Cable					
Gas Main Proving					
Water Main Proving					
Gas Main High Pressure					
Fire Services					
Sewer Mains					

Date: / /  
 Assets Planning Manager

Date: / /  
 Director Works & Services



**CORANGAMITE SHIRE COUNCIL**

DERRINALLUM STREETScape  
 FOOTPATH DESIGN  
 CONCRETE SLAB DETAIL

Survey BH	Level Datum	ARBITRARY	A3	Est. Bk. No.	PLAN NUMBER
Design BH					XXXX
File xxxx					
Scale 1:250	Checked	Date 21/04/2020	Sheet 6 of 7		